



Range Extender 6

View the expanded manual:
<http://aeotec.com/support>

IMPORTANT!

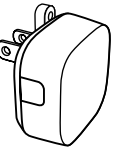
This product has been fully tested and certified to work with Z-Wave by the Z-Wave Alliance. It is crafted using Z-Wave Plus, the latest device version of Z-Wave. As such, if the product does not work with your gateway, please be sure to check with your gateway manufacturer that they have integrated this device with their gateway for full operation.

① Aeotec by Aeon Labs Range Extender.

Aeotec Range Extender is a Z-Wave mesh network repeater which can extend the range of communication between Z-Wave products and assist other devices to reach each other in your Z-Wave network.

The Range Extender can also communicate securely via AES 128 wireless Z-Wave commands and supports Over-The-Air (OTA) firmware upgrades.

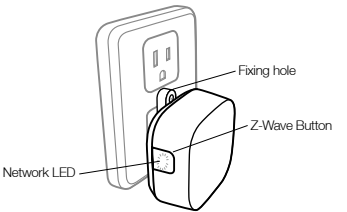
② Familiarise yourself with your Range Extender.



③ Quick start.

Adding your Range Extender into a Z-Wave network.

Getting your Range Extender up and running is as simple as plugging it into a wall outlet and adding it to your Z-Wave network. To set your Z-Wave controller/gateway into pairing mode, please refer to the respective section within your controller instruction manual.



1. Decide on where you want your Range Extender to be placed and then plug it into a wall outlet.
2. Set your Z-Wave Controller into pairing mode.
3. Press the Z-Wave Button on your Range Extender.
4. If Range Extender has been successfully added to your Z-Wave network, its RGB LED will be solid. If the adding was unsuccessful, the red LED will be on for 2 seconds and then remain colourful gradient status, repeat the steps above.

Removing your Range Extender from a Z-Wave network.

Your Range Extender can be removed from your Z-Wave network at any time. You'll need to use your Z-Wave network's main controller. To set your Z-Wave controller/gateway into removal mode, please refer to the respective section within your controller instruction manual.

1. Set your Z-Wave Controller into device removal mode.

2. Press the Z-Wave Button on your Range Extender.
3. If Range Extender has been successfully removed from your network, its RGB LED will remain colourful gradient status. If the removal was unsuccessful, the RGB LED will still be solid, repeat the steps above.

Enabling Security Encryption.

In order to take full advantage of all functionality the Range Extender, you may want your Range Extender is a security device that uses secure/encrypted message to communicate in your Z-Wave network, so a security enabled controller/gateway is needed.

1. Set your Z-Wave security controller/gateway into pairing mode.
2. Press the Z-Wave Button 2 times within 1 second.
3. If the Range Extender has been successfully added to your Z-Wave network, its blue LED will be solid for 2 seconds and then be off. Otherwise,

repeater the steps above.

Resetting your Range Extender.

If at some stage, your primary controller is missing or inoperable, you may wish to reset all of your Range Extender's settings to their factory defaults. To do this, press and hold the Z-Wave Button for 20 seconds and then release it. Your Range Extender will now be reset to its original settings, and the green LED will be solid for 2 seconds and then remain the colourful gradient status as a confirmation.

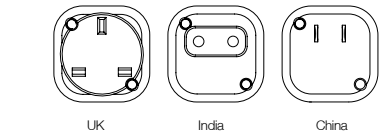
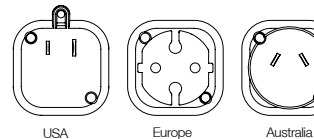
④ Technical Specifications.

Model number: ZW117.
Operating temperature: 32°F to 104°F/0°C to 40°C.
Relative humidity: 8% to 80%.
Operating distance: Up to 492 feet/150 meters outdoors.

AC input:

Version	Input (Standby power)	Working band
AU	230V 50Hz, Max: 1.8W	921.42MHz
BR	220V 60Hz, Max: 1.8W	921.42MHz
CN	220V 50Hz, Max: 1.8W	868.40MHz
EU	230V 50Hz, Max: 1.8W	868.42MHz
IL	230V 50Hz, Max: 1.8W	916.02MHz
IN	230V 50Hz, Max: 1.8W	865.20MHz
UK	230V 50Hz, Max: 1.8W	868.42MHz
US	120V 60Hz, Max: 0.8W	908.42MHz

⑤ Plug Specifications.



⑥ Warranty.

If you are in need of any technical support during or subsequent to your products' warranty, please get in touch with our support team via <http://aeotec.com/support>. The Company you bought this product from has also guaranteed to assist you with any of your support needs, and you can also contact them for accordingly.

This guarantee made by the company who you purchased the product from includes the transfer of Aeon Labs' full warranty to that Company. They've guaranteed that they'll be able to assist you, the

Customer, with all technical support and repair needs on our behalf.

Aeon Labs warrants to the original purchaser of Products that for the Warranty Period (as defined below), the Products will be free from material defects in materials and workmanship. The foregoing warranty is subject to the proper installation, operation and maintenance of the Products in accordance with installation instructions and the operating manual supplied to Customer. Warranty claims must be made by Customer in writing within thirty (30) days of the manifestation of a problem. Aeon Labs' sole obligation under the foregoing warranty is, at Aeon Labs' option, to repair, replace or correct any such defect that was present at the time of delivery, or to remove the Products and to refund the purchase price to Customer.

The "Warranty Period" begins on the date the Products is delivered and continues for 12 months.

Any repairs under this warranty must be conducted

by an authorized Aeon Labs service representative and under Aeon Labs' RMA policy. Any repairs conducted by unauthorized persons shall void this warranty.

Excluded from the warranty are problems due to accidents, acts of God, civil or military authority, civil disturbance, war, strikes, fires, other catastrophes, misuse, misapplication, storage damage, negligence, electrical power problems, or modification to the Products or its components.

Aeon Labs does not authorize any person or party to assume or create for it any other obligation or liability in connection with the Products except as set forth herein.

Aeon Labs will pass on to Customer all manufacturers' Material warranties to the extent that they are transferable, but will not independently warrant any Material.

Customer must prepay shipping and transportation charges for returned Products, and insure the shipment or accept the risk of loss or damage

during such shipment and transportation. Aeon Labs will ship the repaired or replacement products to Customer freight prepaid.

Customer shall indemnify, defend, and hold Aeon Labs and Aeon Labs' affiliates, shareholders, directors, officers, employees, contractors, agents and other representatives harmless from all demands, claims, actions, causes of action, proceedings, suits, assessments, losses, damages, liabilities, settlements, judgments, fines, penalties, interest, costs and expenses (including fees and disbursements of counsel) of every kind (i) based upon personal injury or death or injury to property to the extent any of the foregoing is proximately caused either by a defective product (including strict liability in tort) or by the negligent or willful acts or omissions of Customer or its officers, employees, subcontractors or agents, and/or (ii) arising from or relating to any actual or alleged infringement or misappropriation of any patent, trademark, mask work, copyright, trade secret or any actual or alleged

violation of any other intellectual property rights arising from or in connection with the products, except to the extent that such infringement exists as a result of Aeon Labs' manufacturing processes.

IN NO EVENT SHALL AEON LABS BE LIABLE FOR ANY INDIRECT, INCIDENTAL, PUNITIVE, SPECIAL OR CONSEQUENTIAL DAMAGES, OR DAMAGES FOR LOSS OF PROFITS, REVENUE, OR USE INCURRED BY CUSTOMER OR ANY THIRD PARTY, WHETHER IN AN ACTION IN CONTRACT, OR TORT, OR OTHERWISE EVEN IF ADVISED OF THE POSSIBILITY OF SUCH DAMAGES. AEON LABS' LIABILITY AND CUSTOMER'S EXCLUSIVE REMEDY FOR ANY CAUSE OF ACTION ARISING IN CONNECTION WITH THIS AGREEMENT OR THE SALE OR USE OF THE PRODUCTS, WHETHER BASED ON NEGLIGENCE, STRICT LIABILITY, BREACH OF WARRANTY, BREACH OF AGREEMENT, OR EQUITABLE PRINCIPLES, IS EXPRESSLY LIMITED TO, AT AEON LABS' OPTION, REPLACEMENT OF, OR REPAYMENT OF THE PURCHASE PRICE FOR THAT PORTION OF PRODUCTS WITH RESPECT TO WHICH DAMAGES ARE CLAIMED. ALL CLAIMS OF ANY KIND ARISING IN CONNECTION WITH THIS AGREEMENT OR THE SALE OR USE OF PRODUCTS SHALL BE DEEMED WAIVED UNLESS MADE IN WRITING WITHIN THIRTY (30) DAYS

FROM AEON LABS'S DELIVERY, OR THE DATE FIXED FOR DELIVERY IN THE EVENT OF NONDELIVERY. THE INDEMNITY AND WARRANTY IN ABOVE ARE EXCLUSIVE AND IN LIEU OF ALL OTHER INDEMNITIES OR WARRANTIES, WHETHER EXPRESS OR IMPLIED, INCLUDING THE IMPLIED WARRANTIES OF MERCHANTABILITY AND FITNESS FOR A PARTICULAR PURPOSE.

FCC NOTICE (for USA)

THE MANUFACTURER IS NOT RESPONSIBLE FOR ANY RADIO OR TV INTERFERENCE CAUSED BY UNAUTHORIZED MODIFICATIONS TO THIS EQUIPMENT. SUCH MODIFICATIONS COULD VOID THE USER'S AUTHORITY TO OPERATE THE EQUIPMENT.

STORE INDOORS WHEN NOT IN USE. SUITABLE FOR DRY LOCATIONS. DO NOT IMMERSE IN WATER. NOT FOR USE WHERE DIRECTLY EXPOSED TO WATER.

This device complies with Part 15 of the FCC Rules. Operation is subject to the following two conditions:

1.This device may not cause harmful interference,

and
2.This device must accept any interference received, including interference that may cause undesired operation. This equipment has been tested and found to comply with the limits for a Class B digital device, pursuant to part 15 of the FCC Rules. These limits are designed to provide reasonable protection against harmful interference in a residential installation. This equipment generates, uses and can radiate radio frequency energy and, if not installed and used in accordance with the instructions, may cause harmful interference to radio communications. However, there is no guarantee that interference will not occur in a particular installation. If this equipment does cause harmful interference to radio or television reception, which can be determined by turning the equipment off and on, the user is encouraged to try to correct the interference by one or more of the following measures:

• Reorient or relocate the receiving antenna.

- Increase the separation between the equipment and receiver.
 - Connect the equipment into an outlet on a circuit different from that to which the receiver is connected.
- Consult the dealer or an experienced radio/TV technician for help.

Warning

Do not dispose of electrical appliances as unsorted municipal waste, use separate collection facilities.

Contact your local government for information regarding the collection systems available.

Certifications (regional):



Z-Wave and Z-Wave Plus are registered trademarks of Sigma Designs and its subsidiaries in the United States and other countries



Association information

The Range Extender 6 supports 1 association group and can add max 1 node in this group.

The Group 1 is the Lifeline group.

When the Range Extender is reset, the Device Reset Locally Notification will be sent to the associated node in Association Group 1.

Configuration parameters information

Parameter Number Hex /Decimal	Description	Default Value	Size
0x21 (33)	Set the RGB value of the LED for the quality test of the LED diode. Value1: Red value Value2: Green value Value3: Blue value Value4: Reserved <i>Note: this parameter is a set-only parameter.</i>	-	4
0x52 (82)	Set the default status of the LED when the Range Extender relays Z-Wave message. 0 = the green LED remains On for 2 seconds , 1 = Off.	0	1
0xC8 (200)	Partner ID 0 = Aeon Labs Standard Product, 1 = others.	0	1

0xFC (252)	Enable/disable the Configuration to be locked. 0 =disable, 1 = enable.	0	1
0xFE (254)	Device Tag.	0	2
0xFF (255)	1, Value = 0x55555555, Default = 1, Size = 4 Reset to factory default settings and removed from the z-wave network	N/A	4
	2, Value = 0, Default = 1, Size = 1 Reset all configuration parameters to factory default settings	N/A	1